

Inspire Trust Growth Equity Common Trust Fund



Investment Objective

Investment Objective: The Fund seeks long term capital growth through investing in equity securities. The Growth Equity CTF is a multi-capitalization and multi-geographic equity strategy. The fund will focus on high quality companies primarily utilizing a bottom-up, fundamental approach in its investment process.

Investment Guidelines and Restrictions

- The fund will generally invest at least 90% of assets in equity securities, and the trustee may, from time to time, vary the allocation.
- The fund will invest primarily in growth equity securities. The fund should invest in companies that will be expected to grow earnings above the average company. Valuation of these securities may be higher than the market as well.
- The fund will invest in domestic and international securities and across all market capitalization issues but is expected to have the highest exposure to U.S. based large capitalization companies. The fund will be primarily invested in individual securities but exchange traded funds may be utilized for targeted asset class exposures.

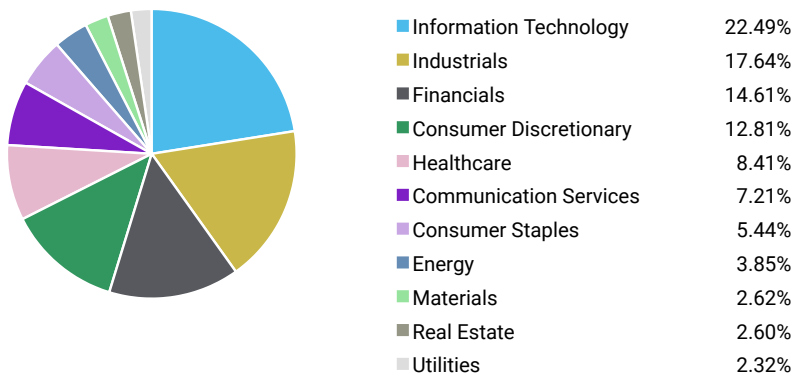
Performance

	1M	YTD	1 Yr	2 Yr	Since Inception	Sharpe	Max DD
Inspire Trust Growth Equity CTF	-4.69%	-2.68%	13.46%	8.88%	13.82%	1.47	-5.71%
Growth Equity Index - Custom Benchmark	-6.37%	-1.74%	19.95%	12.60%	-	1.75	-6.37%

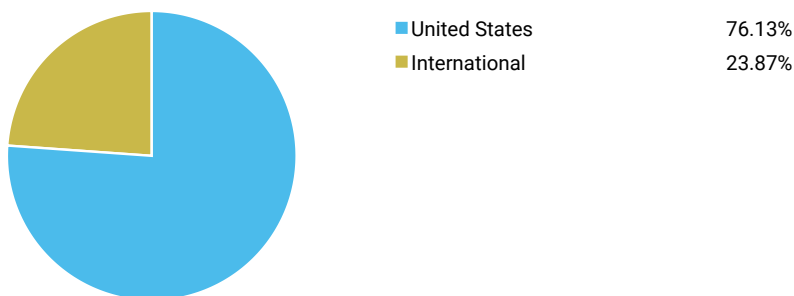
Cash Flows/Dividends

	Q1	Q2	Q3	Q4
2026	\$0.35			
2025	\$0.38	\$0.54	\$0.39	\$0.64
2024	\$0.33	\$0.58	\$0.46	\$0.61
2023	--	--	--	\$0.34

Sector Allocation



Geographic Allocation



Fund Manager

Sean Lynch, CFA, Chief Investment Officer

Sean has over 30 years' experience in the investment business. In his current role, he is the Chief Investment Officer for Inspire Trust Company. He is responsible for managing six common trust funds across multiple asset categories.

Sean has written extensively about global issues and the implications on investment portfolios, appearing in Bloomberg Business, The Wall Street Journal, USA Today, and on CNBC. He is a CFA charterholder and Past-President of the Omaha-Lincoln Society of Chartered Financial Analysts.

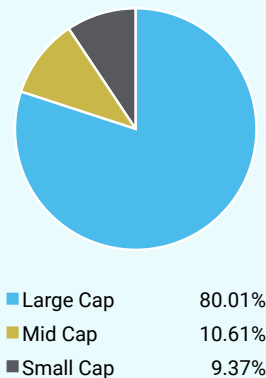
Characteristics (as of 3/31/26)

Price (N.A.V.)	\$133.37
Number of Positions	50
Ten Largest Positions %	35.30%
Investment Management Fee	0.6%
Targeted Income Payout	Quarterly

Fundamentals

Dividend Yield	1.42%
Price to Earnings Multiple (trailing)	23.94
Price to Cash Flow	15.72
Price to Book	3.68
Fund Assets	\$286.61mm

Market Capitalization



Top Company Holdings

Amazon	3.01%
Alphabet	2.90%
Apple	2.88%
Broadcom Inc	2.75%
Microsoft	2.71%
Berkshire Hathaway Inc	2.21%
Delta Air Lines	2.13%
ASML	2.07%
Taiwan Semiconductor Manufacturing	2.00%
Costco	1.98%

Common Trust Funds - When Inspire Trust serves as trustee, conservator, or guardian, it manages investments through common trust funds (CTFs) that have particular investment objectives. **None of these CTFs are available for investment by the public.**

Data and information are provided for informational purposes only. Past performance is not necessarily indicative of future results.

The *Growth Equity Index - Custom Benchmark* is comprised of the S&P 500 (52%), S&P 400 Midcap (12%), S&P 600 Small Cap (8%), MSCI EAFE - Net Return (15%), MSCI Emerging Markets - Net Return (10%), and ICE BA 3 Month T-Bill (3%). The Inception Date of the CTF is 11/1/2023.