

Inspire Trust Dividend Equity Common Trust Fund



Investment Objective

The Fund seeks above average income for equity investments and will also consider the potential for capital appreciation. The fund looks for an overall yield that exceeds the composite yield of the Standard & Poor's 500 Index. The fund will focus on high quality issues and will emphasize a bottom-up, fundamental approach in its investment process.

Investment Guidelines and Restrictions

- The fund will generally invest at least 90% of assets in equity securities, and the trustee may, from time to time, vary the allocation.
- The fund will invest primarily in income-producing equity securities that pay current dividends and/or show potential to pay a dividend or for capital appreciation.
- The fund will invest in domestic and international securities and across all market capitalization issues but is expected to have the highest exposure to U.S. based large capitalization companies. The fund will be primarily in individual securities but exchange traded funds may be utilized for targeted asset class exposures.
- The fund will target an annual turnover less than 50%, hold between 35-55 securities, and strive for tax efficiency.

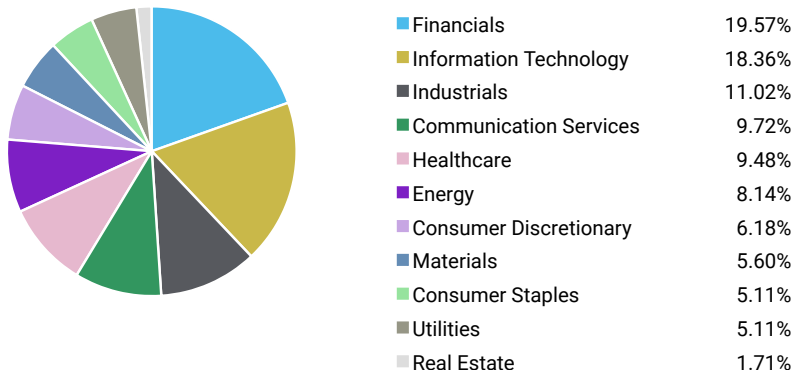
Performance

	1M	YTD	1 Yr	2 Yr	Since Inception	Sharpe	Max DD
Inspire Trust Dividend Equity CTF	-3.71%	1.88%	19.56%	12.80%	17.67%	1.83	-5.72%
Dividend Equity Index - Custom Benchmark	-5.80%	-0.94%	19.47%	12.86%	-	1.79	-5.80%

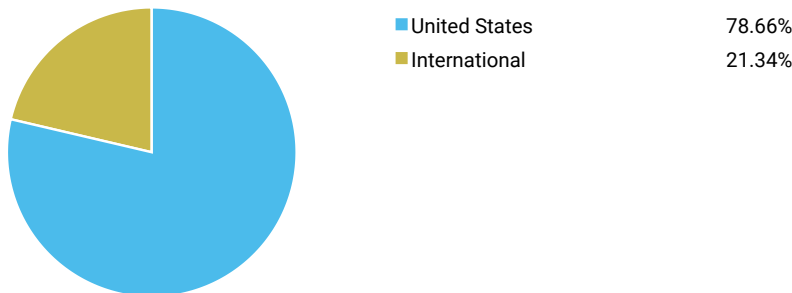
Cash Flows/Dividends

	Q1	Q2	Q3	Q4
2026	\$0.79			
2025	\$0.74	\$0.92	\$0.78	\$0.98
2024	\$0.61	\$0.81	\$0.80	\$0.97
2023	--	--	--	\$0.31

Sector Allocation



Geographic Allocation



Fund Manager

Sean Lynch, CFA, Chief Investment Officer

Sean has over 30 years' experience in the investment business. In his current role, he is the Chief Investment Officer for Inspire Trust Company. He is responsible for managing six common trust funds across multiple asset categories.

Sean has written extensively about global issues and the implications on investment portfolios, appearing in Bloomberg Business, The Wall Street Journal, USA Today, and on CNBC. He is a CFA charterholder and Past-President of the Omaha-Lincoln Society of Chartered Financial Analysts.

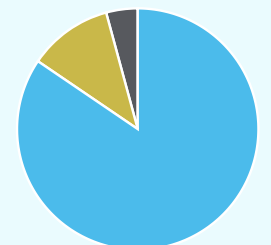
Characteristics (as of 3/31/26)

Price (N.A.V.)	\$140.82
Number of Positions	54
Ten Largest Positions %	24.66%
Investment Management Fee	0.6%
Targeted Income Payout	Quarterly

Fundamentals

Dividend Yield	2.60%
Price to Earnings Multiple (trailing)	18.88
Price to Cash Flow	15.02
Price to Book	2.51
Fund Assets	\$347.59mm

Market Capitalization



Large Cap	84.50%
Mid Cap	11.28%
Small Cap	4.22%

Top Company Holdings

Broadcom	2.89%
Microsoft	2.61%
Apple	2.55%
Citigroup	2.28%
Bristol-Myers Squibb	2.27%
JPMorgan Chase	2.24%
Alphabet	2.17%
Morgan Stanley	2.08%
Taiwan Semiconductor Manufacturing	2.04%
IBM	2.01%

Common Trust Funds - When Inspire Trust serves as trustee, conservator, or guardian, it manages investments through common trust funds (CTFs) that have particular investment objectives. **None of these CTFs are available for investment by the public.**

Data and information are provided for informational purposes only. Past performance is not necessarily indicative of future results.

The *Dividend Equity Index - Custom Benchmark* is comprised of the S&P 500 (50%), Dow Jones US Select Dividend Index (10%), S&P 400 Midcap Index (10%), S&P 600 Smallcap Index (7%), MSCI EAFE - Net Return (12%), MSCI Emerging Markets - Net Return (8%), and ICE BA 3 Month TBill (3%). The Inception Date of the CTF is 11/1/2023.